

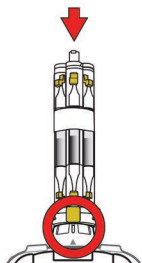
RAE-Sep™ Tube Cartridge For MultiRAE



WARNING

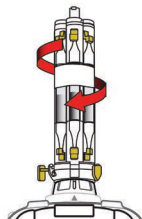
The RAE-Sep Tube Cartridge should only be used with a MultiRAE monitor equipped with a 4R+ 9.8eV PID lamp.

Using any other PID sensor, monitor, or products from other manufacturers, will result in inaccurate benzene detection or measurement and possible serious injury or death.



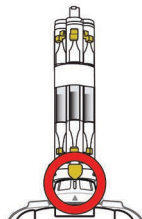
1

Press cartridge into place with "square" button aligned with arrow on inlet



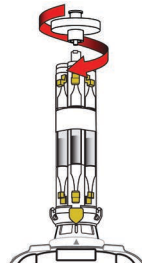
2

Turn clockwise to tighten



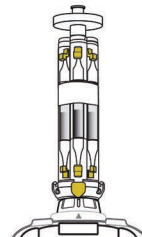
3

"Arrow" button should align with arrow on inlet



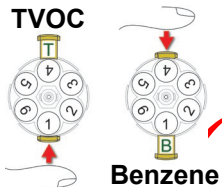
4

Install dust filter



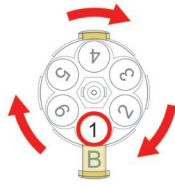
5

Cartridge is now ready for use



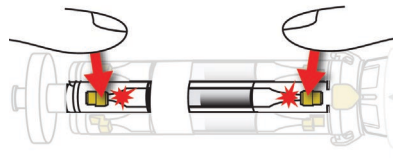
6

Select Benzene mode ("B" is showing)



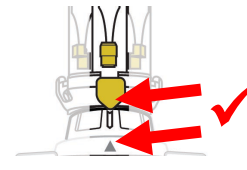
7

Turn top of cartridge to select tube 1



8

Press yellow buttons at both ends of selected tube to break ends



9

Make sure cartridge is firmly in place and arrows are aligned



10

Make sure Benzene mode is selected

Honeywell

For more information
www.honeywellanalytics.com

P/N: M01-4051-000
Rev B August 2019



DETECTION | **S**AFETY | **P**ROTECTION

For Pricing or Further
Information Please Contact Us.



+441158390495



www.manonglobal.com



sales@manonglobal.com

**Leading UK Suppliers In
Gas Detection, Safety & Protection
Products
Brand New & Genuine OEM Parts
UK & Worldwide Deliveries Available**



Worldwide Delivery



1000+ Genuine Parts & Equipment